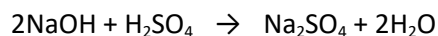


Q1. Sodium hydroxide neutralises sulfuric acid.

The equation for the reaction is:



(a) Sulfuric acid is a strong acid.

What is meant by a strong acid?

.....
.....
.....

(2)

(b) Write the ionic equation for this neutralisation reaction. Include state symbols.

.....

(2)

(c) A student used a pipette to add 25.0 cm³ of sodium hydroxide of unknown concentration to a conical flask.

The student carried out a titration to find out the volume of 0.100 mol / dm³ sulfuric acid needed to neutralise the sodium hydroxide.

Describe how the student would complete the titration.

You should name a suitable indicator and give the colour change that would be seen.

.....
.....
.....
.....
.....
.....
.....
.....
.....

.....
.....

(4)

(d) The student carried out five titrations. Her results are shown in the table below.

	Titration 1	Titration 2	Titration 3	Titration 4	Titration 5
Volume of 0.100 mol / dm ³ sulfuric acid in cm ³	27.40	28.15	27.05	27.15	27.15

Concordant results are within 0.10 cm³ of each other.

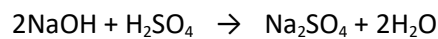
Use the student's concordant results to work out the mean volume of 0.100 mol / dm³ sulfuric acid added.

.....
.....
.....
.....

Mean volume = cm³

(2)

(e) The equation for the reaction is:



Calculate the concentration of the sodium hydroxide.

Give your answer to three significant figures.

.....
.....
.....
.....

.....
.....
.....

Concentration = mol / dm³

(4)

- (f) The student did another experiment using 20 cm³ of sodium hydroxide solution with a concentration of 0.18 mol / dm³.

Relative formula mass (M_r) of NaOH = 40

Calculate the mass of sodium hydroxide in 20 cm³ of this solution.

.....
.....
.....
.....

Mass = g

(2)

(Total 16 marks)

Q2. Dilute nitric acid reacts with potassium hydroxide solution.

The equation for the reaction is:



A student investigated the temperature change in this reaction.

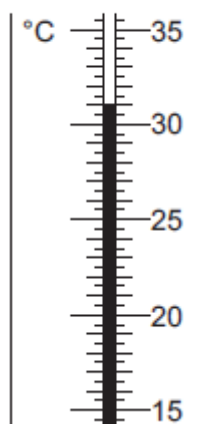
This is the method the student used.

- Step 1 Put 25 cm³ of dilute nitric acid in a polystyrene cup.
- Step 2 Use a thermometer to measure the temperature of the dilute nitric acid.
- Step 3 Use a burette to add 4 cm³ of potassium hydroxide solution to the dilute nitric acid and stir the mixture.
- Step 4 Use a thermometer to measure the highest temperature of the mixture.
- Step 5 Repeat steps 3 and 4 until 40 cm³ of potassium hydroxide solution have been added.

The dilute nitric acid and the potassium hydroxide solution were both at room temperature.

- (a) **Figure 1** shows part of the thermometer after some potassium hydroxide solution had been added to the dilute nitric acid.

Figure 1



What is the temperature shown on the thermometer?

The temperature shown is °C

(1)

- (b) Errors are possible in this experiment.

- (i) Suggest **two** causes of random error in the experiment.

.....

.....
.....
.....

(2)

(ii) Another student used a glass beaker instead of a polystyrene cup.

This caused a systematic error.

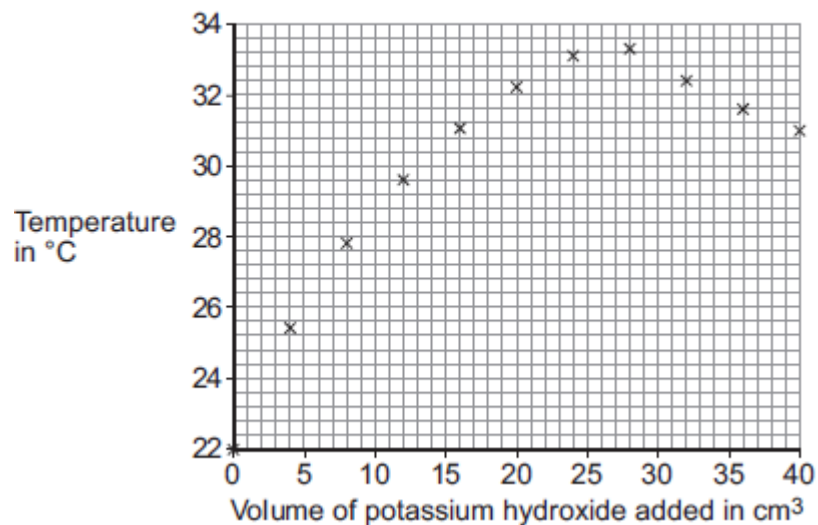
Why does using a glass beaker instead of a polystyrene cup cause a systematic error?

.....
.....
.....

(1)

(c) The results of the student using the polystyrene cup are shown in **Figure 2**.

Figure 2



(i) How do the results in **Figure 2** show that the reaction between dilute nitric acid and potassium hydroxide solution is exothermic?

.....
.....

(1)

- (ii) Explain why the temperature readings decrease between 28 cm³ and 40 cm³ of potassium hydroxide solution added.

.....
.....
.....

(2)

- (iii) It is difficult to use the data in **Figure 2** to find the exact volume of potassium hydroxide solution that would give the maximum temperature.

Suggest further experimental work that the student should do to make it easier to find the exact volume of potassium hydroxide solution that would give the maximum temperature

.....
.....
.....
.....

(2)

- (d) The student did further experimental work and found that 31.0 cm³ of potassium hydroxide solution neutralised 25.0 cm³ of dilute nitric acid.

The concentration of the dilute nitric acid was 2.0 moles per dm³.



Calculate the concentration of the potassium hydroxide solution in moles per dm³.

.....
.....
.....
.....

.....
.....

Concentration = moles per dm³

(3)

- (e) The student repeated the original experiment using 25 cm³ of dilute nitric acid in a polystyrene cup and potassium hydroxide solution that was twice the original concentration.

She found that:

- a smaller volume of potassium hydroxide solution was required to reach the maximum temperature
- the maximum temperature recorded was higher.

Explain why the maximum temperature recorded was higher.

.....
.....
.....
.....

(2)

(Total 14 marks)

Q3. Vinegar can be added to food. Vinegar is an aqueous solution of ethanoic acid.



Ethanoic acid is a *weak* acid.

(a) Which ion is present in aqueous solutions of all acids?

.....

(1)

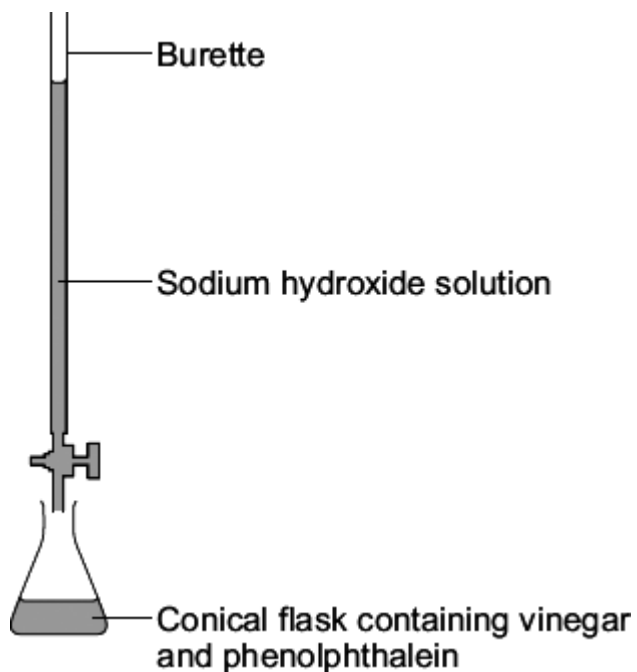
(b) What is the difference between the pH of a *weak* acid compared to the pH of a strong acid of the same concentration?

Give a reason for your answer.

.....
.....
.....
.....

(2)

(c) The diagram shows the apparatus used to find the concentration of ethanoic acid in vinegar.



- (i) Why should phenolphthalein indicator be used for this titration instead of methyl orange?

.....

(1)

- (ii) 25.00 cm³ of vinegar was neutralised by 30.50 cm³ of a solution of sodium hydroxide with a concentration of 0.50 moles per cubic decimetre.

The equation for this reaction is:



Calculate the concentration of ethanoic acid in this vinegar.

.....

Concentration of ethanoic acid in this vinegar = moles per cubic decimetre

(2)

- (d) The concentration of ethanoic acid in a different bottle of vinegar was 0.80 moles per cubic decimetre.


Calculate the mass in grams of ethanoic acid (CH_3COOH) in 250 cm^3 of this vinegar.
The relative formula mass (M_r) of ethanoic acid = 60.

.....
.....
.....
.....

Mass of ethanoic acid = g

(2)
(Total 8 marks)

Q4. Ammonium sulfate is an artificial fertiliser.



- (a) (i) When this fertiliser is warmed with sodium hydroxide solution, ammonia gas is given off.
Describe and give the result of a test for ammonia gas.

Test

.....

Result

.....

(2)

- (ii) Describe and give the result of a chemical test to show that this fertiliser contains sulfate ions (SO_4^{2-}).

Test

.....

Result

.....

(2)

- (b) Ammonium sulfate is made by reacting sulfuric acid (a *strong* acid) with ammonia solution (a *weak* alkali).

(i) Explain the meaning of *strong* in terms of ionisation.

.....

(1)

(ii) A student made some ammonium sulfate in a school laboratory.

The student carried out a titration, using a suitable indicator, to find the volumes of sulfuric acid and ammonia solution that should be reacted together.

Name a suitable indicator for strong acid-weak alkali titrations.

.....

(1)

(iii) The student found that 25.0 cm³ of ammonia solution reacted completely with 32.0 cm³ of sulfuric acid of concentration 0.050 moles per cubic decimetre.

The equation that represents this reaction is:



Calculate the concentration of this ammonia solution in moles per cubic decimetre.

.....
.....
.....
.....
.....

Concentration = moles per cubic decimetre

(3)

(iv) Use your answer to (b)(iii) to calculate the concentration of ammonia in grams per cubic decimetre.

(If you did not answer part (b)(iii), assume that the concentration of the ammonia solution is 0.15 moles per cubic decimetre. This is **not** the correct answer to part

(b)(iii.)

Relative formula mass of ammonia (NH_3) = 17.

.....
.....
.....

Concentration = grams per cubic decimetre

(2)
(Total 11 marks)

Q5. Chemical tests can be used to detect and identify elements and compounds.

Two jars of chemicals from 1870 are shown.



- (a) One jar contains copperas. Copperas was a name used for iron(II) sulfate, FeSO_4 . It does not contain any copper!

Describe and give the result of a chemical test to show that a solution of copperas contains:

- (i) iron(II) ions, Fe^{2+}

Test

.....

Result

(2)

- (ii) sulfate ions, SO_4^{2-}

Test

.....

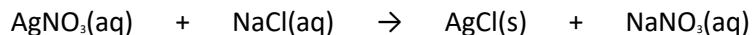
Result

(2)

- (b) The other jar contained a mixture of common salt (sodium chloride, NaCl) and washing soda (sodium carbonate, Na_2CO_3).

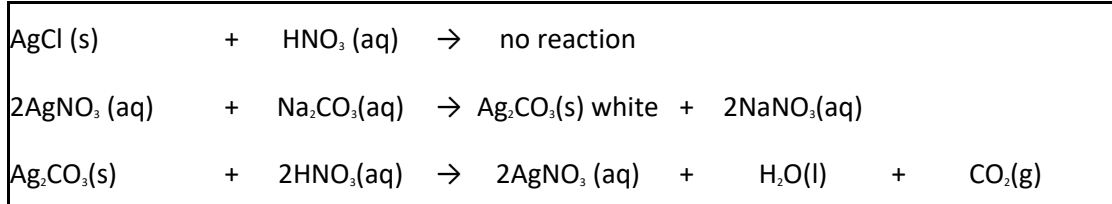
To show that the mixture contains chloride ions, silver nitrate solution (AgNO_3) and nitric

acid (HNO₃) are added. A white precipitate is produced.



- (i) The carbonate ions in the mixture will affect the test for chloride ions.

Use the equations to explain why carbonate ions affect the test for chloride ions **and** how nitric acid overcomes this problem.



.....
.....
.....
.....
.....
.....

(2)

- (ii) Hydrochloric acid (HCl) should **not** be used instead of nitric acid when testing for chloride ions with silver nitrate solution.

Suggest why.

.....
.....

(1)

(Total 7 marks)